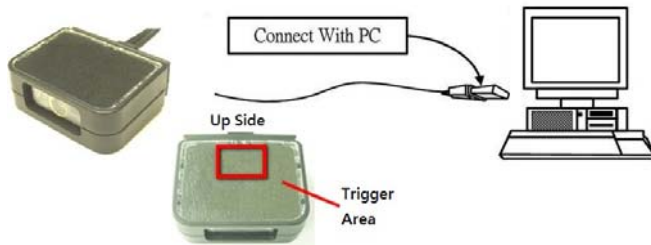


Programming Quick Guide
- FS5107L

Installation

Make sure that the scanner has the correct cable to plug in the PC as below described:

* **Note** : Please install PL-2303 driver for USB serial



Reset Configuration to Defaults

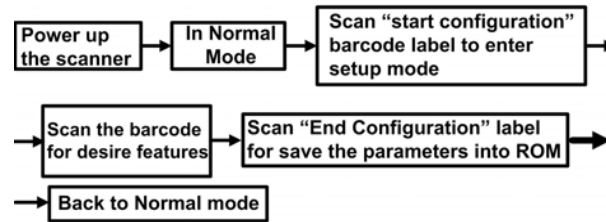
If you are unsure of the scanner configuration or have scanned the incorrect codes, please scan from A1 to A3 for USB HID or B1 to B5 for RS232 or USB Serial. This will reset the scanner to its factory defaults.



***Note**: Please install PL-2303 driver for USB Serial.

Barcode Configuration Method:

(Flow chart for setup procedure :)



Keyboard Country (For USB HID only)

Scan the appropriate country code as below to program the keyboard layout for your country or language. As a general rule, the following characters are supported, but need special care for countries other than the United States: @ | \$ # { } [] = / ' \ < > ~



Keyboard Country (For USB HID only)

Scan the appropriate country code as below to program the keyboard layout for your country or language. As a general rule, the following characters are supported, but need special care for countries other than the United States: @ | \$ # { } [] = / ' \ < > ~



1D Symbologies – 1



EAN-8

EAN-13

ISSN

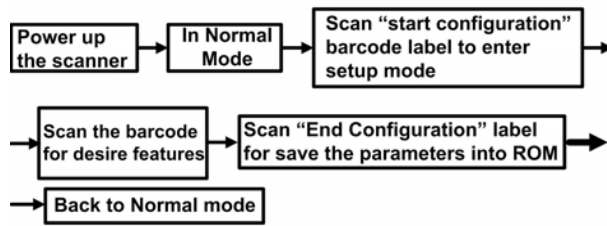
ISBN

Codabar



Barcode Configuration Method:

(Flow chart for setup procedure :)



1D Symbologies – 2

	ENABLE	<u>Matrix 2 of 5</u>		DISABLE
	ENABLE	<u>Industrial 25</u>		DISABLE
	ENABLE	<u>Code 39</u>		DISABLE
	ENABLE	<u>Code 93</u>		DISABLE

1D Symbologies – 3

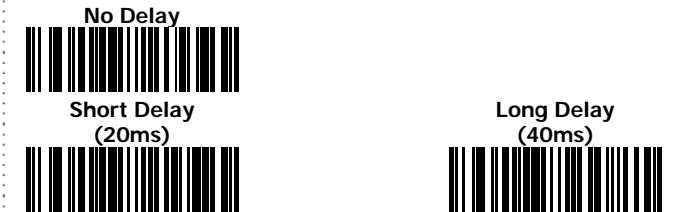
	ENABLE	<u>GS1-Databar (RSS)</u>		DISABLE
	ENABLE	<u>UPC-E</u>		DISABLE
	ENABLE	<u>UPC-A</u>		DISABLE
	ENABLE	<u>Interleaved 2 of 5</u>		DISABLE
	ENABLE	<u>Code 128</u>		DISABLE
	ENABLE	<u>GS1-128 UCC/EAN-128</u>		DISABLE
	ENABLE	<u>CODE 11</u>		DISABLE
	ENABLE	<u>MSI</u>		DISABLE

2D Symbologies

	ENABLE	<u>Data Matrix</u>		DISABLE
	ENABLE	<u>QR Code</u>		DISABLE
	ENABLE	<u>Micro QR Code</u>		DISABLE
	ENABLE	<u>PDF 417</u>		DISABLE

Inter-Keystroke Delay (For USB HID Only)

This parameter specifies the delay between emulated keystrokes.



- Information in this document is subject to change without notice.
- For more information, please visit: www.riotec.com.tw