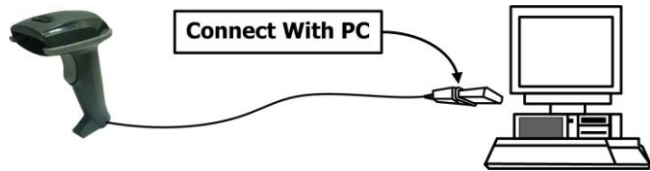


Programming Quick Guide

-LS6300V/LS6320V

Installation

Make sure that the scanner has the correct cable to plug in the PC as below described:



Reset Configuration to Defaults

If you are unsure of the scanner configuration or have scanned the incorrect codes, please scan from A1 to A10 for USB HID or B1 to B7 for RS232 or USB Serial. This will reset the scanner to its factory defaults.

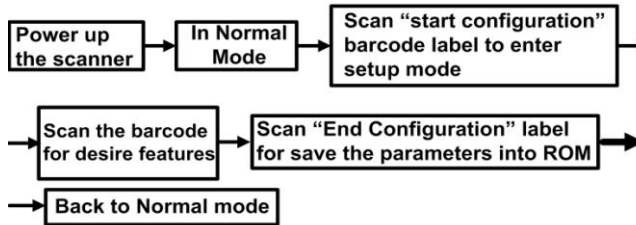
- | | USB HID |
|-----|---------|
| A1 | |
| A2 | |
| A3 | |
| A4 | |
| A5 | |
| A6 | |
| A7 | |
| A8 | |
| A9 | |
| A10 | |

- | | RS232 or USB Serial |
|----|---------------------|
| B1 | |
| B2 | |
| B3 | |
| B4 | |
| B5 | |
| B6 | |
| B7 | |



Barcode Configuration Method:

(Flow chart for setup procedure :)



Auto sensing (For LS6320V only)

Auto-Sensing ON: pressing trigger button for 5 seconds to activate auto-sensing function **(defaults)**

Auto-Sensing OFF: Press trigger button for 5 seconds again to turn off auto-sensing function.

Emulate Numeric Keypad



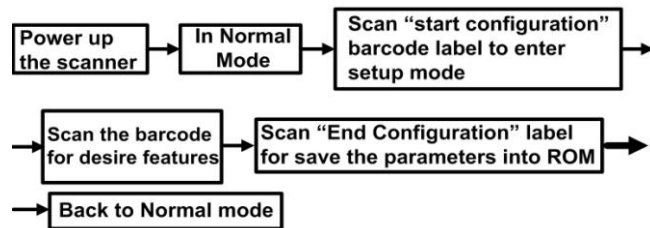
Keyboard Language

Scan the appropriate country code as below to program the keyboard layout for your country or language. As a general rule, the following characters are supported, but need special care for countries other than the United States: @ | \$ # { } [] = / ' \ < > ~



Barcode Configuration Method:

(Flow chart for setup procedure :)



Symbologies – 1



ENABLE

CODE 93



DISABLE



ENABLE

CODE 11



DISABLE

Symbologies – 2



ENABLE

CODE 128



DISABLE



ENABLE

**UCC
EAN-128**



DISABLE



ENABLE

INTERLEAVED 25



DISABLE



ENABLE

INDUSTRIAL 25



DISABLE



ENABLE

STANDARD 25



DISABLE



ENABLE

MATRIX 25



DISABLE



ENABLE

UPC-E



DISABLE



ENABLE

UPC-A



DISABLE

Symbologies – 3



ENABLE

EAN-8



DISABLE



ENABLE

EAN-13



DISABLE



ENABLE

CODE 39



DISABLE



ENABLE

CODABAR



DISABLE

Inter-Keystroke Delay (For USB HID Only)

This parameter specifies the delay between emulated keystrokes

No Delay



Short Delay (5ms)



Medium Delay (10ms)



Long Delay (15ms)



● Information in this document is subject to change without notice.

● For more information, please visit:

www.riotec.com.tw