



Programming Quick Guide

- FS5107L

Installation

According to different applications, FS51xx series can be with various USB cables, including USB A-type or micro USB, or type-C.



USB A-type



USB type-C



micro USB

Reset Configuration to Defaults

If you are unsure of the scanner configuration or have scanned the incorrect codes, please scan from A1 to A3 for USB HID or B1 to B5 for RS232 or USB Serial. This will reset the scanner to its factory defaults.



A1



B1



A2



B2



A3



B3



B4

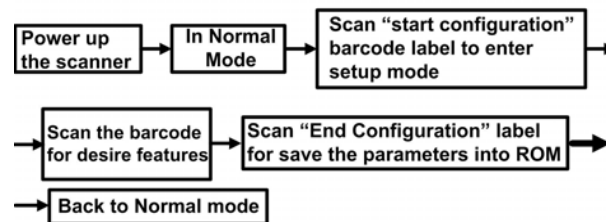


B5

***Note:** Please install PL-2303 driver for USB Serial.

Barcode Configuration Method:

(Flow chart for setup procedure :)



Start Configuration



End Configuration

Keyboard Country (For USB HID only)

Scan the appropriate country code as below to program the keyboard layout for your country or language. As a general rule, the following characters are supported, but need special care for countries other than the United States: @ | \$ # { } [] = / ' \ < > ~



USA



Japan



Denmark



Finland



France



UK



Italy



Norway



Turkey F



Turkey Q

Keyboard Country (For USB HID only)

Scan the appropriate country code as below to program the keyboard layout for your country or language. As a general rule, the following characters are supported, but need special care for countries other than the United States: @ | \$ # { } [] = / ' \ < > ~



Belgium



Spain



Germany



Russia



Austria



Portugal

Sweden

1D Symbolologies – 1



ENABLE

EAN-8



DISABLE



ENABLE

EAN-13



DISABLE



ENABLE

ISSN



DISABLE



ENABLE

ISBN



DISABLE



ENABLE

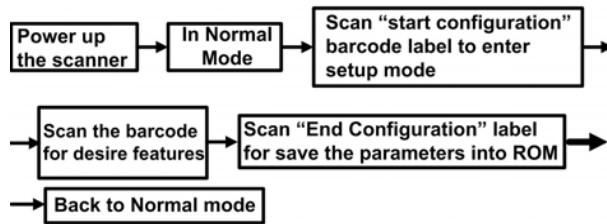
Codabar



DISABLE

Barcode Configuration Method:

(Flow chart for setup procedure :)



1D Symbolologies – 2



Matrix
2 of 5



Industrial 25




Code 39



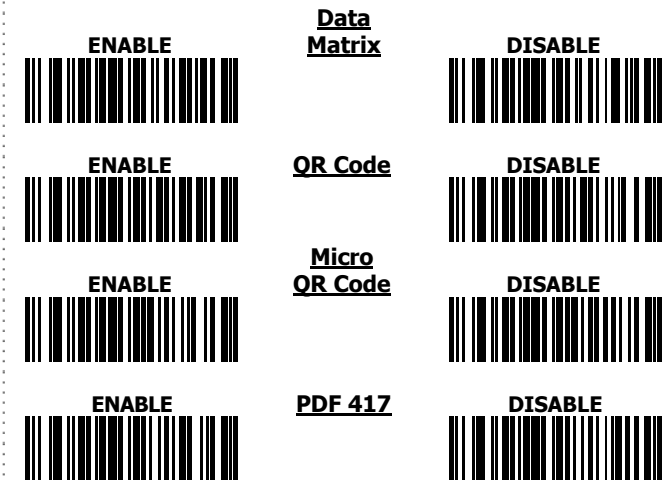
Code 93



1D Symbolologies – 3



2D Symbolologies



Inter-Keystroke Delay (For USB HID Only)

This parameter specifies the delay between emulated keystrokes.



Sense mode



- Information in this document is subject to change without notice.
- For more information, please visit:
www.riotec.com.tw

R_200220_01